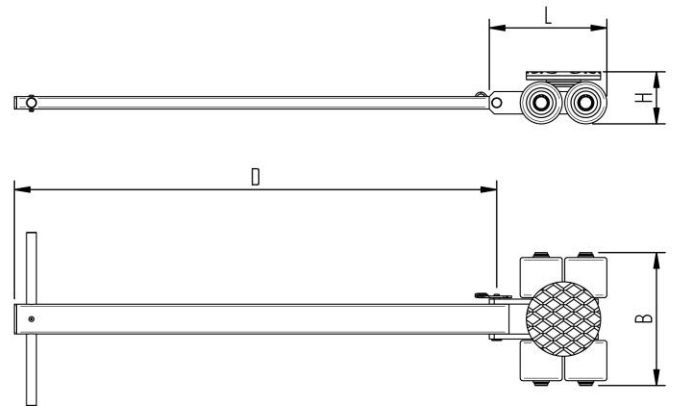


Fact sheet **ECO-Skate** iN40L

Load moving system, steerable, 3-load points

HTS



Specification:

Heavy-duty load moving system for the professional indoor heavy load transport on clean, smooth and level floors, incl. pulling bar with handle or pulling eye, turntable with anti slip rubber pad and high-quality HTS nylon wheels, which are abrasion-resistant and non-marking and suitable for all smooth industrial smooth and level floors. In combination with a S, DUO or two ROTO skates with the same installation height, it forms a secure overall system with 3 pickup points.

Technical data of load moving system:

# 10 040 01 10	Ø 5.9 in	0.2 x 3.1 = 0.7 in ² ▼ 3022 psi
MAT NY, 80 Shore D	L x B x H 9.4 x 10.6 x 4.3 in	3.0 in ²
8818 lb	D = 39.4 in	225 lbf*
# 4	26 lb	180 lbf*

Equipped with the following wheel:

# 11 085 10 14	0.2 x 3.1 = 0.7 in ² ▼ 3022 psi
MAT NY, 80 Shore D	2205 lb
Ø3.3x3.4 - Ø1.0 in	1.25 MPH V _{max} = 1.25 mph



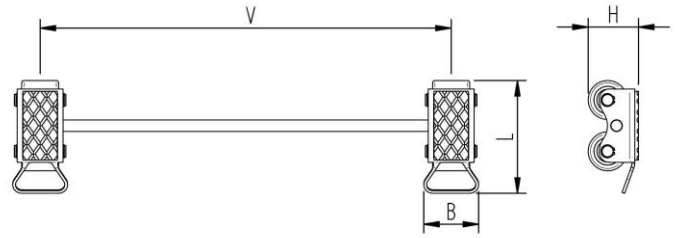

Please always observe the operating instructions, their safety instructions and local conditions!

# Part No.	# Number of wheels	Ø Load Area in inch	0.2 x 3.1 = 0.7 in ² ▼ 3022 psi	Area inch ² of the roller surface pressure ▼ psi	→ Traction* in lbf, required force to move the load at a steady speed of 1.25 mph under ideal conditions
MAT Wheel material layer, core: AL Aluminium, NY Nylon PU Polyurethane, ST Steel	Dimensions of wheel, inside ball bearing diameter inch	Dimensions in inch L x B x H		Loaded area per skate in inch ²	
Carrying Capacity of load moving skate in lb at 1.25 mph max.	Weight lb	Steering bar length D for L, adjustability V for S and DUO skate systems		Starting resistance* in lbf, required force to start moving, under ideal conditions	* Varies depending on the tolerances of the floor and ambient situation. All information without guarantee.

Fact sheet **ECO-Skate** iN40S

Load moving system, rear, 3-/4- load points

HTS



Specification:

Heavy-duty load moving system for the professional indoor heavy load transport on clean, smooth and level floors. Design incl. alignment bar, anti slip rubber pad and high-quality HTS nylon wheels, which are abrasion-resistant and non-marking and suitable for all smooth industrial smooth and level floors. In combination with a L or ROTO skate with the same installation height it forms a safe overall system with 3 load points. For a DUO or two ROTO skates, observe the operating instructions for 4-point supports.

Technical data of load moving system:

# 10 040 01 20	5.9 x 3.0 in	0.2 x 3.1 = 0.7 in ² ▼ 3022 psi
MAT NY, 80 Shore D	L x B x H 9.7 x 4.7 x 4.3 in	3.0 in ²
2 x 4409 lb	V = 4.7 - 34.6 in	225 lbf*
2 x 2	26 lb	180 lbf*

Equipped with the following wheel:

# 11 085 10 14	0.2 x 3.1 = 0.7 in ² ▼ 3022 psi
MAT NY, 80 Shore D	2205 lb
Ø3.3x3.4 - Ø1.0 in	1.25 MPH V _{max} = 1.25 mph



Please always observe the operating instructions, their safety instructions and local conditions!

# Part No.	# Number of wheels	Load Area in inch	Area inch ² of the roller surface pressure ▼ psi	Traction* in lbf, required force to move the load at a steady speed of 1.25 mph under ideal conditions
MAT Wheel material layer, core: AL Aluminium, NY Nylon PU Polyurethane, ST Steel	Dimensions of wheel, inside ball bearing diameter inch	Dimensions in inch L x B x H	Loaded area per skate in inch ²	
Carrying Capacity of load moving skate in lb at 1.25 mph max.	Weight lb	Steering bar length D for L, adjustability V for S and DUO skate systems	Starting resistance* in lbf, required force to start moving, under ideal conditions	* Varies depending on the tolerances of the floor and ambient situation. All information without guarantee.