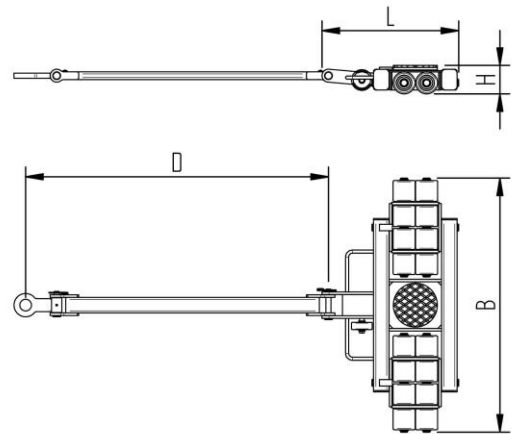



Fact sheet **ECO-Skate i120L**

Load moving system, steerable, 3-load points

HTS



Specification:

Heavy-duty load moving system for the professional indoor heavy load transport on clean, smooth and level floors, incl. pulling bar with grab handle or pulling eye, turntable with anti-slip rubber pad and high-quality 3-component polyurethane wheels, which are abrasion-resistant, cut-resistant and non-marking and suitable for all smooth and level floors with slight unevenness. In combination with an S, DUO or two ROTO skates with the same installation height it forms a safe overall system with 3 load points.

Technical data of load moving system:

# 10 120 00 10	Ø 6.7 in	0.4 x 3.1 = 1.4 in ² ▼ 1214 psi
MAT PU, ST, 93 Shore A	L x B x H 20.8 x 38.7 x 4.3 in	21.8 in ²
26455 lb	D = 46.1 in	1349 lbf*
# 16	150 lb	809 lbf*

Equipped with the following wheel:

# 11 085 00 14	0.4 x 3.1 = 1.4 in ² ▼ 1214 psi
MAT PU, ST, 93 Shore A	1653 lb
Ø3.3x3.4 - Ø1.0 in	1.25 MPH V _{max} = 1.25 mph



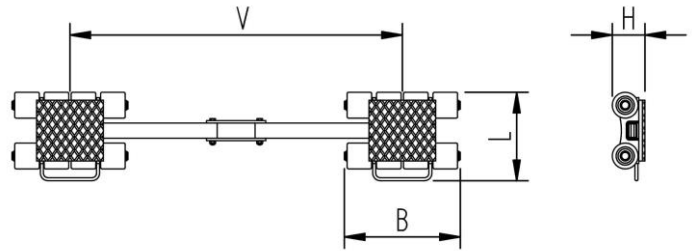
Please always observe the operating instructions, their safety instructions and local conditions!

# Part No.	# Number of wheels	Ø Load Area in inch	Area in ² of the roller surface pressure ▼ psi	→ Traction* in lbf, required force to move the load at a steady speed of 1.25 mph under ideal conditions
MAT Wheel material layer, core: AL Aluminium, NY Nylon PU Polyurethane, ST Steel	Dimensions of wheel, inside ball bearing diameter inch	Dimensions in inch L x B x H	Loaded area per skate in in ²	
Carrying Capacity of load moving skate in lb at 1.25 mph max.	Weight lb	Steering bar length D for L, adjustability V for S and DUO skate systems	Starting resistance* in lbf, required force to start moving, under ideal conditions	* Varies depending on the tolerances of the floor and ambient situation. All information without guarantee.

Fact sheet **ECO-Skate i120S**

Load moving system, rear, 3-/4- load points

HTS



Specification:

Heavy-duty load moving system for the professional indoor heavy load transport on clean, smooth and level floors. Design incl. alignment bars, anti-slip rubber pad and high-quality HTS 3-component polyurethane wheels, which are abrasion-resistant, cut-resistant and non-marking and suitable for all smooth and level floors with slight unevenness. In combination with a L- or possibly ROTO skates with the same installation height, it forms a safe overall system with 3 load points. With DUO or two ROTO load moving systems, observe the operating instructions for 4-point supports.

Technical data of load moving system:

# 10 120 00 20	7.9 x 8.7 in	0.4 x 3.1 = 1.4 in ² ▼ 1214 psi
MAT PU, ST, 93 Shore A	L x B x H 11.5 x 15.0 x 4.3 in	21.8 in ²
2 x 13228 lb	V = 22.0 - 43.1 in	1349 lbf*
2 x 8	99 lb	809 lbf*

Equipped with the following wheel:

# 11 085 00 14	0.4 x 3.1 = 1.4 in ² ▼ 1214 psi
MAT PU, ST, 93 Shore A	1653 lb
Ø3.3x3.4 - Ø1.0 in	1.25 MPH V _{max} = 1.25 mph



Please always observe the operating instructions, their safety instructions and local conditions!

# Part No.	# Number of wheels	Load Area in inch	Area inch ² of the roller surface pressure ▼ psi	Traction* in lbf, required force to move the load at a steady speed of 1.25 mph under ideal conditions
MAT Wheel material layer, core: AL Aluminium, NY Nylon PU Polyurethane, ST Steel	Dimensions of wheel, inside ball bearing diameter inch	Dimensions in inch L x B x H	Loaded area per skate in inch ²	
Carrying Capacity of load moving skate in lb at 1.25 mph max.	Weight lb	Steering bar length D for L, adjustability V for S and DUO skate systems	Starting resistance* in lbf, required force to start moving, under ideal conditions	* Varies depending on the tolerances of the floor and ambient situation. All information without guarantee.